

CTEK aims to generate long-term capital appreciation

by investing in future-defining technology and innovation across public and private markets, leveraging decades of experience and a strong focus on risk management to enhance return potential and minimize volatility

Portfolio Commentary

At the end of 2025, on the private side, CTEK added to the Databricks position. On the public side, the fund continued to add to industrials and internet positions.

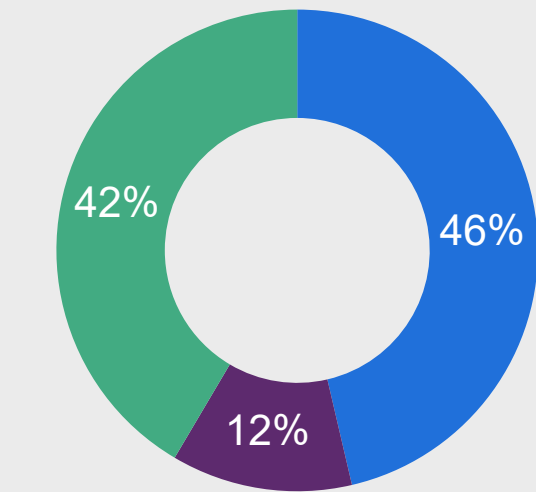
Performance Summary

	NAV/Share	1 Month	YTD	1 Year	ITD
Class S (without sales load)	\$11.81	2.99%	18.83%	N/A	18.83%
Class S (with sales load)	\$11.81	-0.61%	14.67%	N/A	14.67%
Class D (without sales load)	\$11.10	3.02%	11.74%	N/A	11.74%
Class D (with sales load)	\$10.10	0.96%	9.51%	N/A	9.51%
Class I	\$11.94	3.07%	20.19%	N/A	20.19%

The performance figures above "with sales load" reflect the maximum upfront one-time fee for each share class, paid at the initial close (3.50% Class S and 2.00% Class D). See "Shareholder Transaction Expenses" in the Prospectus Summary of Fees and Expenses for additional information. Unless otherwise indicated, net performance shown above. Past performance does not guarantee future results.

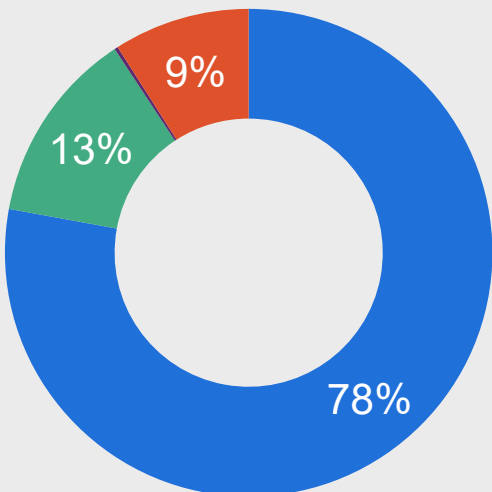
Current Portfolio Breakdown

Asset Type



- Public Equity
- Private Equity
- Cash & Cash-like Securities & Others

Geography



- North America
- Europe
- Asia-Pacific

Strategy Highlights

- 1 Experience  
25+ years of responsible technology investing
- 2 Lifecycle Platform  
Teams and capabilities across asset classes
- 3 Risk Management  
Core tenet of Coatue’s investment approach
- 4 Data Science  
Proprietary in-house data science platform
- 5 Fully invested  
No capital calls, cash management or J-Curve
- 6 Strategy Alignment  
Targeting liquidity via public assets portfolio

At-A-Glance

5/5/2025

Inception

\$4.0B<sup>1</sup>

Current NAV

10

Current Private Assets Positions

29

Current Public Assets Positions

Fund Structure Highlights


- Monthly  
Valuation & Subscriptions
- Quarterly<sup>2</sup>  
Target repurchase offer of up to 5% of aggregate outstanding shares
- Form 1099-DIV  
Tax Reporting


<sup>1</sup> As of December 31, 2025. In addition, the Fund has net inflows of approximately \$355M, as of January 1, 2026 subscription date.  
<sup>2</sup> Shares are an illiquid investment.


Top 10 Positions


Position	Ticker	Sector	Geography	Strategy	% of NAV
OpenAI	-	Information Tech	North America	Private Equity	9.31
Revolut	-	Financials	Europe	Private Equity	8.59
Databricks	-	Information Tech	North America	Private Equity	6.20
Anthropic	-	Information Tech	North America	Private Equity	5.52
Microsoft	MSFT	Information Tech	North America	Public Equity	4.95
Taiwan Semiconductor	TSM	Information Tech	Asia-Pacific	Public Equity	4.61
Stripe	-	Financials	North America	Private Equity	4.14
Tencent	700 HK	Comms Services	Asia-Pacific	Public Equity	3.26
Applied Materials	AMAT	Information Tech	North America	Public Equity	3.24
Amazon	AMZN	Consumer	North America	Public Equity	2.95


Privates Portfolio


 ANDURIL


 ANTHROPIC


 Canva


 databricks

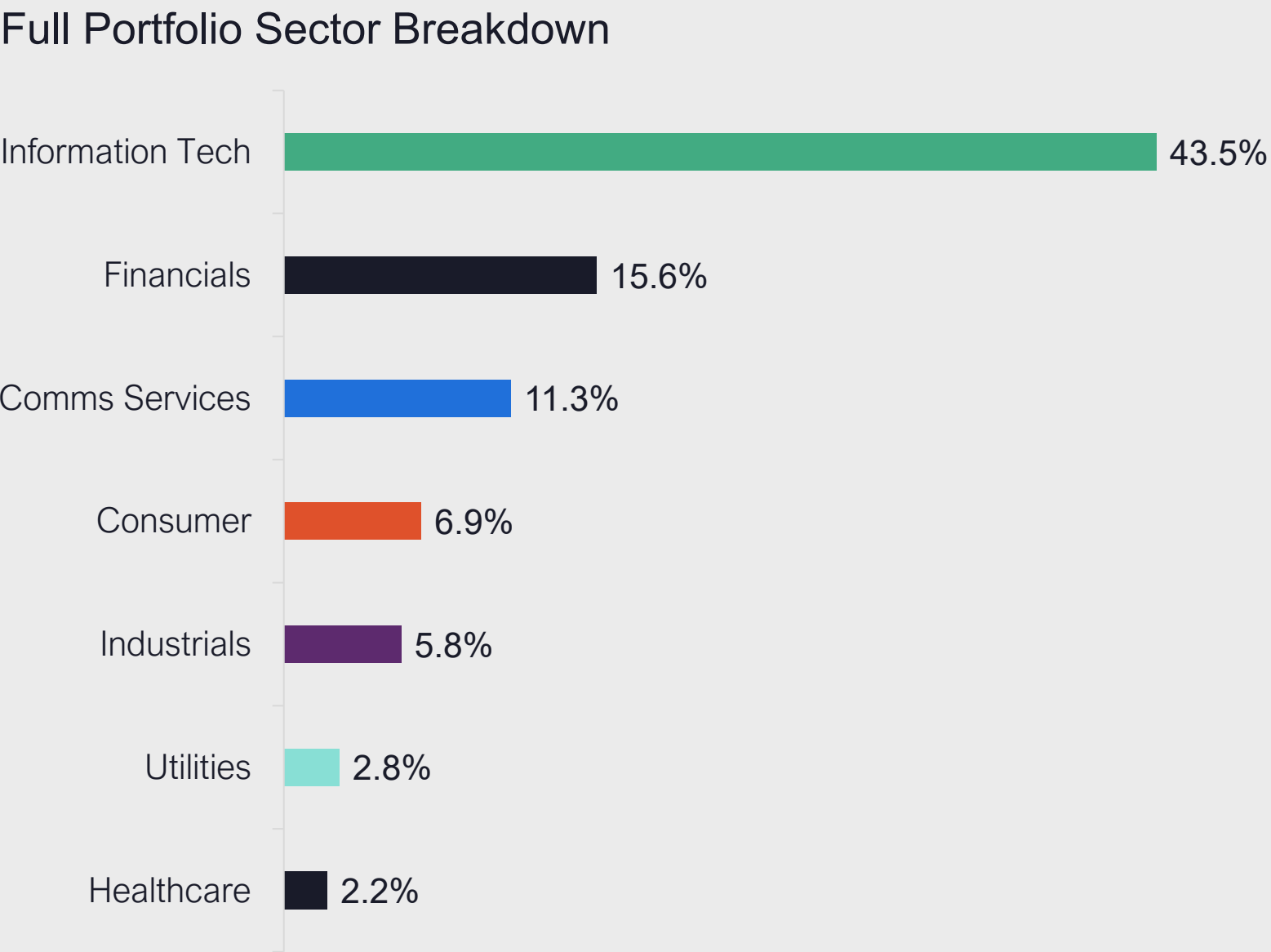
 OpenAI

 ramp

 Revolut

 SPACEX

 stripe



Key Terms

Fund Type	Continuously offered, non-diversified, unlisted closed-end management investment company structured as a “Tender Offer Fund” and as a Delaware Statutory Trust
Regulatory Status	1940 Act; 1933 Act
Investment Adviser	Coatue Management, L.L.C.
Investment Program	Seeks to generate long-term capital appreciation by investing in tech and innovation across public and private assets with a focus on strong risk management
Investor Suitability	Qualified Clients <sup>1</sup>
Investor Type	US Taxable and US Tax-Exempt investors only
Minimum Subscription	Class S – \$50,000 initial subscription; \$5,000 additional subscription Class D – \$50,000 initial subscription; \$5,000 additional subscription Class I – \$1,000,000 initial subscription; \$250,000 additional subscription
Advisory Fee	1.25% per annum
Servicing Fee	Class S – 85bps Class D – 25bps Class I – None
Incentive Fee	12.5% per annum (Charged annually on net asset value for Public Assets; Charged annually on realized & unrealized value for Private Assets)
Hurdle	5% – with full catch-up
High-Water Mark	Yes – with loss carryforward
Initial Share Price	\$10 per share
Subscriptions	Monthly – on the 1 <sup>st</sup> of each month
Tender Offer Period	Expect to be open for 20 business days
Repurchases	Target quarterly repurchase offer of up to 5% of outstanding shares, subject to early redemption fee of 2% within the first year of investment
Payouts	T+7
Tax Reporting & Status	Form 1099-DIV – elect RIC status under Subchapter M

<sup>1</sup>The Shares are sold only to persons or entities that are "qualified clients," as defined in Rule 205-3 under the Advisers Act. Financial intermediaries may impose additional eligibility requirements.

Prospectus Summary of Fees & Expenses

Shareholder Transaction Expenses (fees paid directly from your investment)	Class S Shares	Class D Shares	Class I Shares
Maximum Sales Load (as a percentage of purchase amount)	3.50%	2.00%	None
Maximum Early Repurchase Fee (as a percentage of repurchased amount)	2.00%	2.00%	2.00%
Dividend Reinvestment and Cash Purchase Plan Fees	0.00%	0.00%	0.00%
Estimated Annual Operating Expenses (as a percentage of net assets attributable to Shares)	Class S Shares	Class D Shares	Class I Shares
Advisory Fee	1.25%	1.25%	1.25%
Incentive Fee	2.07%	2.07%	2.07%
Distribution and Servicing Fee	0.85%	0.25%	None
Other Expenses	0.14%	0.14%	0.14%
Total Annual Expenses	4.31%	3.71%	3.46%
Less Fee Waiver / Expense Reimbursement	0.00%	0.00%	0.00%
Total Annual Expenses after Fee Waiver / Expense Reimbursement	4.31%	3.71%	3.46%

Per the Fund Prospectus, filed on November 12, 2025.

The fee table above is intended to assist Shareholders in understanding the various costs and expenses that the Fund expects to incur, and that Shareholders can expect to bear, by investing in the Fund. This fee table is based on estimated expenses of the Fund for the fiscal year ending December 31, 2025, and assumes that the Fund has net assets of \$3.6 billion as of such date. The Fund's actual net assets and expenses, as of such date, may vary, perhaps substantially from these estimates. Shares are an illiquid investment. The Adviser has voluntarily agreed to waive fees for 6 months from the Initial Closing Date (and that waiver is not reflected above). The initial closing date was June 1, 2025, and therefore the fee waiver is anticipated to extend to December 31, 2025. See Appendix - Disclosures: Prospectus Summary of Fees and Expenses for important information on how the above amounts were calculated, and the Fund's prospectus for more information. There is no indication or guarantee that the Fund will be successful or avoid losses. Shares are an illiquid investment. The Shares are sold only to persons or entities that are "qualified clients," as defined in Rule 205-3 under the Advisers Act. Financial intermediaries may impose additional eligibility requirements. The Adviser will be entitled to an incentive fee (the "Incentive Fee") equal to 12.5% of the Fund's Total Return, subject to a 5.0% annual Hurdle Amount and a High Water Mark with a 100% Catch-Up (each as defined in Appendix: Disclosures). The Incentive Fee will be measured on a calendar year basis, be paid annually and accrue monthly. There is no indication or guarantee that any fund will be successful or avoid losses. Class S Shares and Class D Shares are subject to an ongoing Distribution and Servicing Fee to compensate financial industry professionals for distribution-related expenses, if applicable, and providing ongoing services in respect of Shareholders who own Class S or Class D Shares of the Fund. Class S Shares and Class D Shares pay a Distribution and Servicing Fee to the Distributor at an annual rate of 0.85% and 0.25%, respectively, based on the aggregate net assets of the Fund attributable to such class. Other Expenses are based on estimated amounts that have been annualized for the current fiscal year and include, among other things, estimated professional fees and other expenses that the Fund bears, including initial and ongoing offering costs, fees and expenses related to the administration of the Fund, transfer agent and custodian and the reimbursement of costs of personnel associated with the Adviser or its affiliates who provide certain non-advisory services to the Fund, as permitted under the Investment Advisory Agreement.

Performance Summary

		Jan	Feb	Mar	Apr	May	Jun	Jul	Aug	Sep	Oct	Nov	Dec	YTD
Class S	2025						4.46%	2.11%	-0.35%	7.15%	1.31%	0.00%	2.99%	18.83%
Class D	2025								-0.34%	7.25%	1.37%	0.11%	3.02%	11.74%
Class I	2025					0.68%	4.49%	2.16%	-0.28%	7.23%	1.39%	0.07%	3.07%	20.19%

The performance figures above are shown without sales loads. Class S first subscription date was June 1, 2025; Class D first subscription date was August 1, 2025; Class I first subscription date was May 1, 2025. Past performance does not guarantee future results.



## Appendix: Disclosures

### Investment Strategy

- This fact sheet includes a description of certain investment objectives and guidelines employed by Coatue. There can be no assurance that investment objectives will be achieved.
- Investment objectives and guidelines are subject to change at the discretion of Coatue.

### Forward-looking Statements

- This fact sheet contains forecasts, projections and other forward-looking statements, including (but not limited to) the occurrence or outcome of anticipated events, estimates, price targets, exposure limits and performance returns, all of which are subject to a number of factors and uncertainties that could cause actual results to differ materially from those described in the forward-looking statements.
- There is no guarantee that such forecasts, projections or forward-looking statements will be realized and therefore investors should not rely on such statements in making an investment decision.
- Additional information about the risks and limitations of using projected or estimated returns to evaluate investment decisions is available upon request.

### Calculations

- Unless otherwise noted, all figures and calculations are estimated, rounded for ease of reference, computed by Coatue, and provided for informational purposes only. The figures and calculations herein have not been audited by any independent third party. Any data discussed herein is not intended to predict, target or guarantee a return, investment or trading decisions that has been or will be made by Coatue in the future. There is no guarantee that investment objectives will be met.

### Third Party Information

- This fact sheet includes information and data derived from third parties, which has not been independently verified or audited by Coatue. Coatue does not guarantee the accuracy of any such information or data.
- Portfolio company information herein, including but not limited to information related to sales, revenue, costs, margins, cash positions, burn rates, usage rates or other performance indicators, has been computed and provided by portfolio company management, has not been independently verified by Coatue or any third party, and is provided for informational purposes only.

### References To Companies And Trends

- The companies referenced herein are included for informational purposes only. The information herein does not constitute investment advice or a recommendation to buy or sell any securities. The companies do not necessarily represent stocks or investments that Coatue owned or owns. Companies discussed in these slides and throughout are historical or illustrative examples, and there are no guarantees that Coatue will invest in similar companies in the future. In addition, the trends identified and discussed in this presentation reflect the opinions of Coatue. The trends discussed do not reflect the entire universe and could be impacted by market factors, changes in laws and other factors.
- No third-party firm or company names, brands or logos used in this presentation are Coatue's trademarks or registered trademarks, and they remain the property of their respective holders and not Coatue. The inclusion of any third-party firm and/or company names, brands and/or logos does not imply any affiliation with these firms or companies. None of these firms or companies has endorsed the investment opportunity described herein, Coatue, any affiliates of Coatue, or Coatue's personnel.

### Valuation Information

- Valuations of Coatue's private investments are subject to change based on additional information about which Coatue may become aware and should not be relied upon in making any investment decisions. Please contact Coatue for additional or updated information. Many of Coatue's private investments have yet to be realized and may never be realized. Valuation information provided herein are for informational purposes only and are computed by Coatue. The returns have not been audited by any independent third party.

### Current NAV

- "Current NAV" represents the Fund's market value, inclusive of fees, expenses, all positions including cash and cash-like positions, as of December 31, 2025. In addition, the Fund has net inflows of approximately \$355M, as of January 1, 2025. Investments may be made across Coatue's funds, including co-investments, on a case-by-case basis; the value shown herein is in accordance with Coatue's stated allocation policy, where appropriate under the circumstances. Figures and calculations herein have not been audited by an independent third party.

### Portfolio Breakdowns and Position Sizing

- Portfolio Breakdown - Asset Type, Portfolio Breakdown - Geography, Top 10 Position Sizes, Strategy Breakdown, and Sector Breakdown values are calculated based on the underlying positions' market value, as of December 31, 2025. The NAV represented is the market value of public equity, private equity, and cash and cash-like securities. Figures and calculations herein have not been audited by an independent third party. Current Publics Assets Positions count only includes single-name public securities, consistent with Form N-PORT filings.

### Important Disclosures Regarding The Return Information Presented Herein

- Past performance is not indicative or a guarantee of future results. No representation is made that any Coatue portfolio will or is likely to achieve profits or losses similar to those shown herein. The investment return and principal value of an investment will fluctuate and, as a result, at the time of redemption or final distribution may be worth more or less than the original principal invested.
- The return information presented herein is based in part on valuations of unrealized investments, including unrealized private investments. Valuations of Coatue's private investments are subject to change based on additional information about which Coatue may become aware and should not be relied upon in making any investment decisions. Please contact Coatue for additional or updated information. Certain private investments have yet to be realized and may never be realized.
- Actual fees vary depending on the class of interest purchased by the investor, as disclosed in the offering materials. Actual individual investor returns will vary, and may be materially lower, based upon the class of interests purchased and date of subscription.

### Diligence

- Information regarding Coatue's investment research process, including its due diligence process, is meant to be illustrative and provide additional details regarding its overall investment approach. Before making an investment, Coatue intends to conduct due diligence that it deems reasonable and appropriate based on the facts and circumstances applicable to the relevant investment. When conducting due diligence and making an assessment regarding an investment, Coatue relies on resources available to it, including information provided by the target of the investment and, in some circumstances, third party investigations and other investors in the target company. The due diligence process may at times be subjective, especially with respect to newly organized companies for which only limited information is available.
- There can be no assurance that (i) the due diligence investigation that Coatue has carried out, is carrying out, or will carry out with respect to any investment opportunity has revealed or will reveal all relevant facts that may be necessary or helpful in evaluating such investment opportunity or (ii) an investigation will result in an investment being successful. Coatue may be required to undertake its investment analyses and decisions on an expedited basis in order to take advantage of investment opportunities; therefore, no assurance can be given that Coatue will have knowledge of all circumstances that may adversely affect an investment.

## Appendix: Disclosures

### Fund Inception

- The Fund was incepted with initial seed capital from anchor and internal Coatue investments on May 5, 2025. The first fund close was on June 1, 2025.

### Summary of Fees and Expenses Disclosures

- Investors purchasing Class S and Class D Shares may be subject to a sales load of up to 3.50% and 2.00%, respectively, of the investment amount. Class I shares are not sold subject to a sales load. Please consult your financial intermediary for additional information.
- A 2.00% Early Repurchase Fee payable to the Fund will be charged with respect to the repurchase of Shares at any time prior to the day immediately preceding the one-year anniversary of a Shareholder's purchase of the Shares (on a "first in - first out" basis). An Early Repurchase Fee payable by a Shareholder may be waived in circumstances where the Board determines that doing so is in the best interests of the Fund and in a manner that will not discriminate unfairly against any Shareholder. The Early Repurchase Fee will be retained by the Fund for the benefit of the remaining Shareholders.
- The Fund does not currently expect to charge fees under its Dividend Reinvestment Plan. The Fund does not presently maintain a Cash Purchase Plan.
- The Fund pays the Adviser an Advisory Fee of 1.25% on an annualized basis of the value of the Fund's net assets calculated and accrued monthly as of the last business day of each month and payable monthly. For purposes of determining the Advisory Fee payable to the Adviser, the value of the Fund's net assets will be calculated prior to the inclusion of the Advisory Fee and Incentive Fee payable to the Adviser or to any purchases or repurchases of Shares of the Fund or any distributions by the Fund. The Adviser has agreed to voluntarily waive its Advisory Fee for the six-month period from the Initial Closing Date. The Advisory Fees waived by the Adviser during this six-month period are not subject to recoupment by the Adviser under the Expense Limitation Agreement. Such fee waiver is not reflected in the above fee table.
- The Adviser charges an Incentive Fee equal to 12.5% of the Fund's Total Return, subject to a 5.0% annual Hurdle Amount and a High Water Mark with a 100% Catch-Up (each as defined and described in further detail herein). The Incentive Fee is measured on a calendar year basis, paid annually and accrued monthly (subject to pro-rating for partial periods). The Incentive Fee in the table above is an estimate expressed as an annualized percentage of Fund assets based on performance of the Fund from the Initial Closing Date through September 30, 2025.
- Class S Shares and Class D Shares are subject to an ongoing Distribution and Servicing Fee to compensate financial industry professionals for distribution-related expenses, if applicable, and providing ongoing services in respect of Shareholders who own Class S or Class D Shares of the Fund. Class S Shares and Class D Shares pay a Distribution and Servicing Fee to the Distributor at an annual rate of 0.85% and 0.25%, respectively, based on the aggregate net assets of the Fund attributable to such class.
- Other Expenses are based on estimated amounts that have been annualized for the current fiscal year and include, among other things, estimated professional fees and other expenses that the Fund bears, including initial and ongoing offering costs, fees and expenses related to the administration of the Fund, transfer agent and custodian and the reimbursement of costs of personnel associated with the Adviser or its affiliates who provide certain non-advisory services to the Fund, as permitted under the Investment Advisory Agreement.
- Pursuant to an expense limitation agreement (the "Expense Limitation Agreement") with the Fund, the Adviser has agreed to waive fees that it would otherwise be paid, and/or to assume expenses of the Fund, if required to ensure that annual operating expenses (excluding (i) the Advisory Fee; (ii) the Incentive Fee; (iii) any Distribution and Servicing Fee; (iv) all fees and expenses of portfolio companies in which the Fund invests (including all acquired fund fees and expenses); (v) transactional costs associated with consummated and unconsummated transactions, including legal costs and brokerage commissions, associated with the acquisition, disposition and maintenance of investments by the Fund; (vi) interest; (vii) taxes; (viii) brokerage commissions; (ix) dividend and interest expenses relating to short sales; and (x) extraordinary expenses (expenses resulting from events and transactions that are distinguished by their unusual nature and by the infrequency of their occurrence)) do not exceed 0.75% per annum of the average monthly net assets of each class of Shares. With respect to each class of Shares, the Fund agrees to repay the Adviser any fees waived under the Expense Limitation Agreement or any expenses the Adviser reimburses in excess of the Expense Limitation Agreement for such class of Shares, provided the repayments do not cause annual operating expenses for that class of Shares to exceed the expense limitation in place at the time the fees were waived and/or the expenses were reimbursed, or the expense limitation in place at the time the Fund repays the Adviser, whichever is lower. Any such repayments must be made within three years after the month in which the Adviser incurred the expense. The Expense Limitation Agreement has a term ending one year from the initial offering of the Fund's securities under an effective Registration Statement on Form N-2, and the Adviser may extend the term for a period of one year on an annual basis, subject to the approval of the Board, including a majority of the Independent Trustees. Organizational and certain initial operating expenses incurred prior to the commencement of the Fund's operations and reimbursed by the Adviser are included as reimbursable expenses under the Expense Limitation Agreement, subject to the same three-year recoupment period.

## Appendix: Disclosures – Risks

*An investor should consider the investment objectives, risks, and charges and expenses of the fund carefully before investing. A prospectus which contains this and other information about the fund may be obtained by visiting [www.CoatueCTEK.com](http://www.CoatueCTEK.com). The prospectus should be read carefully before investing.*

### Inherent Risk:

Investments in the securities at various stages in their development involve a high degree of inherent business and financial risk, particularly at the early stage. Investing in these companies can often be speculative and may result in investors losing all or a substantial amount of their investment due to reasons including, but not limited to, poor performance of underlying assets, change in market, use of leverage, volatility of returns. Additional risk factors below.

### Lack of Control; Reliance on Fund Manager:

Coatue has discretionary authority over the portfolio, which may lead to higher risk. Additionally, there may be limitations on the ability to influence or control the management of companies in which the Fund invests.

### Use of Leverage:

While CTEK does not intend to employ leverage to enhance returns, certain investments may involve entities that utilize leverage, which can increase volatility and the risk of loss. The Fund may use leverage as, and to the extent, permitted by the 1940 Act. The Fund is permitted to obtain leverage using any form of financial leverage instruments, including funds borrowed from banks or other financial institutions, margin facilities, notes or preferred stock and leverage attributable to reverse repurchase agreements or similar transactions. See “Leverage Risk” in “Risks” in the Prospectus.

A 2% early repurchase fee (an “Early Repurchase Fee”) may be charged by the Fund with respect to any repurchase of Shares from a shareholder at any time prior to the day immediately preceding the one-year anniversary of the Shareholder’s purchase of the Shares.

### Fees and Expenses:

An investment in a Fund is subject to substantial fees and expenses, including management fees and performance-based fees.

Reliance on Projections: Projected operating results of a company in which Coatue invests will be based primarily on financial projections prepared by such company’s management. In all cases, projections are only estimates of future results that are based upon assumptions made at the time the projections are developed. There can be no assurance that the results set forth in the projections will be attained, and actual results may be significantly different from the projections. Also, general economic factors, which are not predictable, can have a material effect on the reliability of projections.

### Need for Additional Capital:

Companies in which the Fund invests may require significant additional capital to grow or maintain competitiveness. There can be no assurance that such capital will be available, potentially impacting the value of these investments.

### Shift in Market Share:

There can be no assurance that a company which has significant market share will be able to protect that market share as competitors develop technologies or interfaces that are substantially equivalent or superior to the technology of a company in which Coatue invests. Additionally, consumer tastes and preferences can change very quickly with the result that a company’s market share may decrease rapidly if consumer focus shifts to its competitors.

### Change in Market Conditions:

Investments in the securities of high growth companies may be very volatile. In addition, these companies may face undeveloped or limited markets, have limited products, have no proven profit-making history, may operate at a loss or with substantial variations in operating results from period to period, have limited access to capital and/or be in the developmental stages of their businesses, have limited ability to protect their rights to certain patents, copyrights, trademarks and other trade secrets, or be otherwise adversely affected by the extremely competitive markets in which many of their competitors operate.

### Lack of Foreign Regulation:

Coatue invests in certain companies based in foreign countries and that may not offer the same regulatory and legal protections as investments in the United States.

### Liquidity Limitations:

Shares in the Fund are subject to limited liquidity and can be only repurchased by the Fund through periodic tender offers as described in the prospectus. There may be no secondary market for these shares. The amount of distributions that the Fund may pay, if any, is uncertain. The Fund may pay distributions in significant part from sources that may not be available in the future and that are unrelated to the Fund’s performance, such as the sale of assets, borrowings, return of capital, offering proceeds or from temporary waivers or expense reimbursements borne by the Adviser or its affiliates that may be subject to reimbursement to the Adviser or its affiliates.

An investment in the Fund may not be suitable for investors who may need the money they invested in a specified timeframe.

### Restrictions:

Shares are not listed on any securities exchange, and it is not anticipated that a secondary market for Shares will develop. Although the Fund may offer to repurchase Shares from time to time, Shares will not be redeemable at an investor’s option nor will they be exchangeable for shares of any other fund. As a result, an investor may not be able to sell or otherwise liquidate his or her Shares. The Adviser intends to recommend that, in normal market conditions, the Fund’s Board of Trustees conduct quarterly repurchase offers of no more than 5% of the Fund’s net assets.

Shares are subject to substantial restrictions on transferability and resale and may not be transferred or resold except as permitted under the Fund’s agreement and declaration of trust.

### TMT Sector Risks:

Technology investments entail particular risks that investors should be aware of including, without limitation, higher than typical research and development costs, above-average price and valuation movement, the risk that new products will not be commercially accepted, and the risk that existing products will be disrupted by technological change. Additionally, risk arises from the fact that certain funds’ investments are concentrated in the TMT sector.

AI is an emerging technology and, as a result, is subject to a higher level of risk and uncertainty than more established industries/sectors. The AI Companies, including potential Coatue investments, could be adversely affected if AI adoption is slower, more limited or less successful than anticipated.

### Limited Operating History:

The Fund may invest in pre-IPO private growth-stage companies, which have less operating history than public companies and in some cases will not be profitable and may never become profitable. The success of investments will depend on a variety of factors, including the performance of company management, the performance of competitors (both public and private); the availability of the IPO and M&A markets, macroeconomic conditions and the strength of the relevant market/customer base.

The Fund has no operating history.

### Concentrated Exposure:

The Fund will have significant exposure to and invest in private companies across a variety of industry sectors but focuses primarily on technology companies, which may include micro- and/or smaller-capitalization companies. These early-stage companies represent highly speculative investments. Concentration in a specific area can inherently lead to increased volatility.

### Past Performance:

Past performance is not indicative or a guarantee of future results. The value of shares may fluctuate, and there is no assurance that the Fund will meet its objectives or achieve profitability.

Please see the prospectus for a more comprehensive list of specific risks.

The Coatue Innovative Strategies Fund is distributed by Foreside Fund Services, LLC.